












February 2021 Statistics

Compared to February 2020



 Units Sold		 Average Sale Price		
	 50.0%	345	 36.6%	\$709,987
 Excluding Barrie	 24.7%	490	 42.3%	\$769,557
	 52.5%	10,970	 14.9%	\$1,045,488

February 2021

<div>All Residential Homes</div> <div> 835 <div>Units Sold 34.0%</div> </div> <div> \$744,944 <div>Average Sale Price 39.8%</div> </div>	<div>Detached Homes</div> <div> 233 <div>Units Sold 64.1%</div> </div> <div> \$788,699 <div>Average Sale Price 34.2%</div> </div>	<div>Condominiums</div> <div> 46 <div>Units Sold 4.5%</div> </div> <div> \$465,292 <div>Average Sale Price 18.9%</div> </div>
--	---	---

Simcoe County 2021 Year-to-Date

