

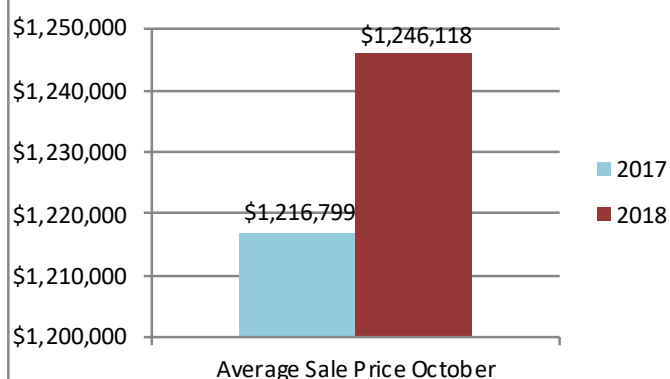
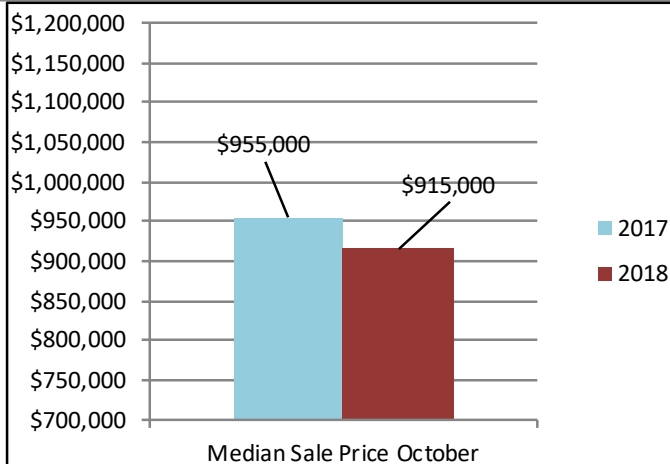
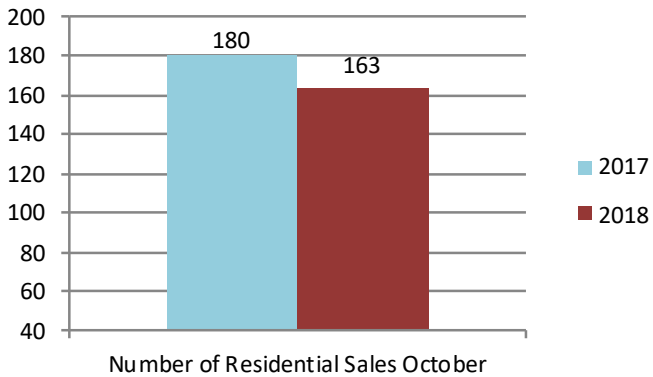
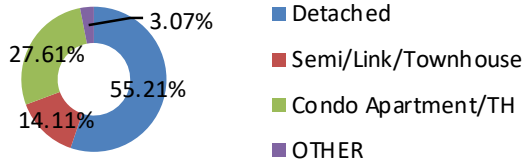


October 2018 Real Estate Market

Re-Cap: Oakville Market October 2018

Average Sale Price: \$1,246,118

Median Sale Price: \$915,000



Re-Cap Oakville Market in October 2018	
Average Sale Price	Median Sale Price
\$1,246,118	\$915,000
Residential Type	Units Sold by Type
Detached	90
Semi/Link/Townhouse	23
Condo Apartment/TH	45
OTHER	5
TOTALS	163
Detached Sales in Milton	
Price Range	% of Sales by Price
\$600,001 - \$800,000	3.33%
\$800,001 - \$1,000,000	23.33%
\$1,000,000+	73.34%
Semi/Link/Townhouse Sales in Milton	
Price Range	% of Sales by Price
\$400,001 - \$600,000	4.35%
\$600,001 - \$800,000	60.87%
\$800,001 - \$1,000,000	21.74%
\$1,000,000+	13.04%
Condo Apartment/TH Sales in Milton	
Price Range	% of Sales by Price
\$300,001 - \$400,000	17.78%
\$400,001 - \$600,000	46.67%
\$600,001 - \$800,000	13.33%
\$800,001 - \$1,000,000	8.58%
\$1,000,000+	13.33%
Other Sales in Milton	
Price Range	% of Sales by Price
\$400,001 - \$600,000	20%
\$600,001 - \$800,000	60%
\$800,001 - \$1,000,000	20.00%

The average home price is found by adding the value of all sales and dividing by the number of homes.

The median sale price is the midpoint of all sales.

Disclaimer: The information provided herein is deemed accurate but not guaranteed.

Source: The Oakville, Milton and District Real Estate Board