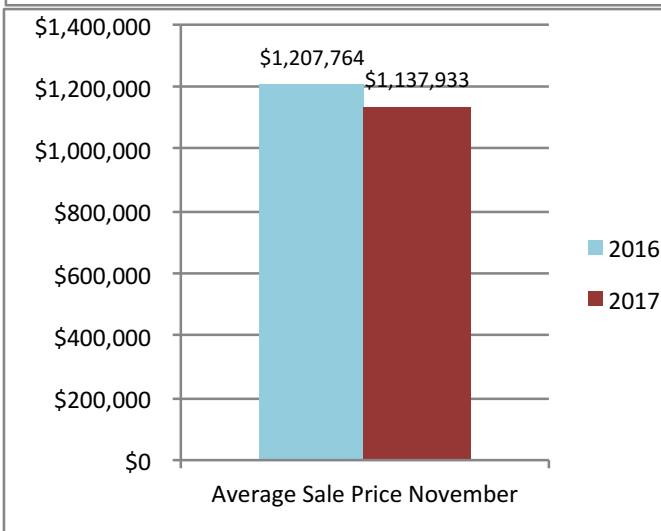
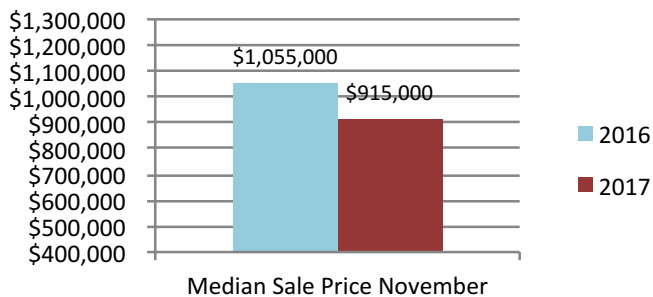
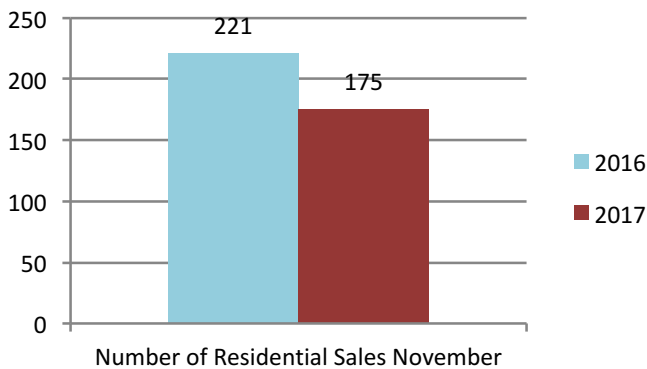
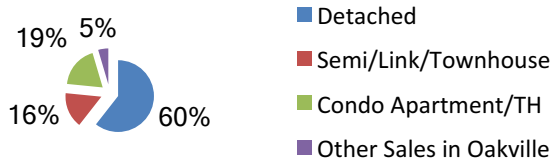




**November 2017 Real Estate Market**

**Re-Cap: Oakville Market November 2017**  
 Average Sale Price: **\$1,137,933**  
 Median Sale Price: **\$915,000**



Re-Cap Oakville Market in November 2017	
<b>Average Sale Price</b>	<b>Median Sale Price</b>
\$1,137,933	\$915,000
<b>Residential Type</b>	<b>Units Sold by Type</b>
Detached	106
Semi/Link/Townhouse	28
Condo Apartment/TH	33
Other Sales in Oakville	8
<b>Total</b>	<b>175</b>
<b>Detached Sales in Oakville</b>	
<b>Price Range</b>	<b>% of Sales by Price</b>
\$400,001 - \$600,000	0.94%
\$600,001 - \$800,000	8.49%
\$800,001 - \$1,000,000	19.81%
\$1,000,001 +	70.75%
<b>Semi/Link/Townhouse Sales in Oakville</b>	
<b>Price Range</b>	<b>% of Sales by Price</b>
\$400,001 - \$600,000	3.57%
\$600,001 - \$800,000	82.14%
\$800,001 - \$1,000,000	14.29%
<b>Condo Apartment/TH Sales in Oakville</b>	
<b>Price Range</b>	<b>% of Sales by Price</b>
\$300,001 - \$400,000	33.33%
\$400,001 - \$600,000	42.42%
\$800,001 - \$1,000,000	15.15%
\$1,000,001 +	9.00%
<b>Other Sales in Oakville</b>	
<b>Price Range</b>	<b>% of Sales by Price</b>
\$400,001 - \$600,000	37.50%
\$600,001 - \$800,000	50.00%
\$1,000,001 +	12.50%

The median sale price is the midpoint of all sales.

Disclaimer: The information provided herein is deemed accurate but not guaranteed.

Source: The Oakville, Milton and District Real Estate Board