

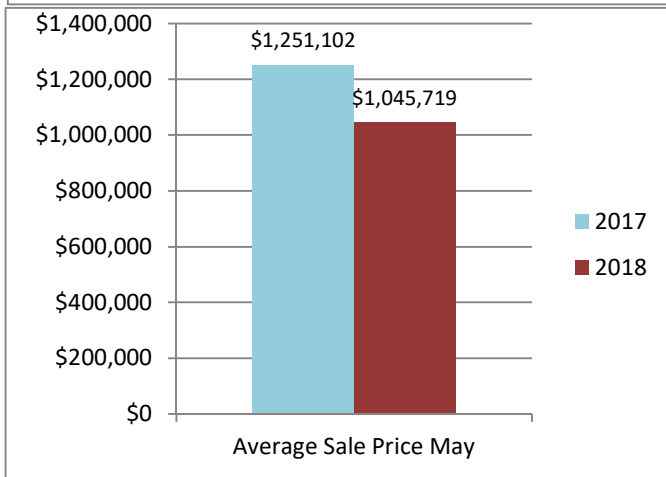

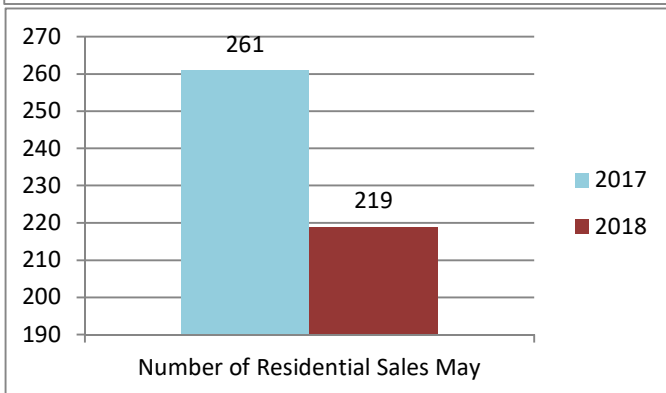
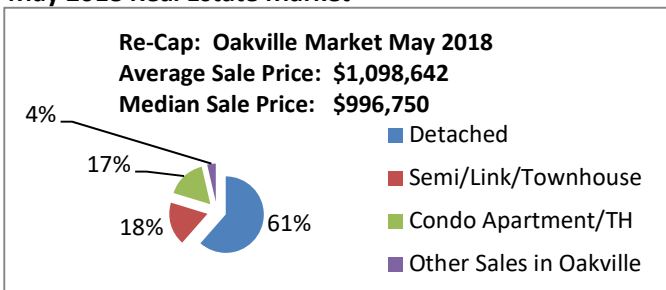
For Immediate Release

The Oakville, Milton and District
Real Estate Board (OMDREB)



The Oakville, Milton
and District Real Estate Board

May 2018 Real Estate Market



Re-Cap Oakville Market in May 2018	
Average Sale Price	Median Sale Price
\$1,045,719	\$875,000
Residential Type	Units Sold by Type
Detached	121
Semi/Link/Townhouse	36
Condo Apartment/TH	33
Other Sales in Oakville	7
Total	197
Detached Sales in Oakville	
Price Range	% of Sales by Price
\$600,001 - \$800,000	4.96%
\$800,001 - \$1,000,000	31.40%
\$1,000,001 +	63.64%
Semi/Link/Townhouse Sales in Oakville	
Price Range	% of Sales by Price
\$400,001 - \$600,000	7.32%
\$600,001 - \$800,000	53.66%
\$800,001 - \$1,000,000	21.95%
\$1,000,001 +	17.07%
Condo Apartment/TH Sales in Oakville	
Price Range	% of Sales by Price
\$0 - \$100,000	2.13%
\$300,001 - \$400,000	29.79%
\$400,001 - \$600,000	40.43%
\$600,001 - \$800,000	14.89%
\$800,001 - \$1,000,000	10.64%
\$1,000,001 +	2.13%
Other Sales in Oakville	
Price Range	% of Sales by Price
\$400,000 - \$600,000	28.57%
\$600,001 - \$800,000	71.43%

The median sale price is the midpoint of all sales.

Disclaimer: The information provided herein is deemed accurate but not guaranteed.

Source: The Oakville, Milton and District Real Estate Board