

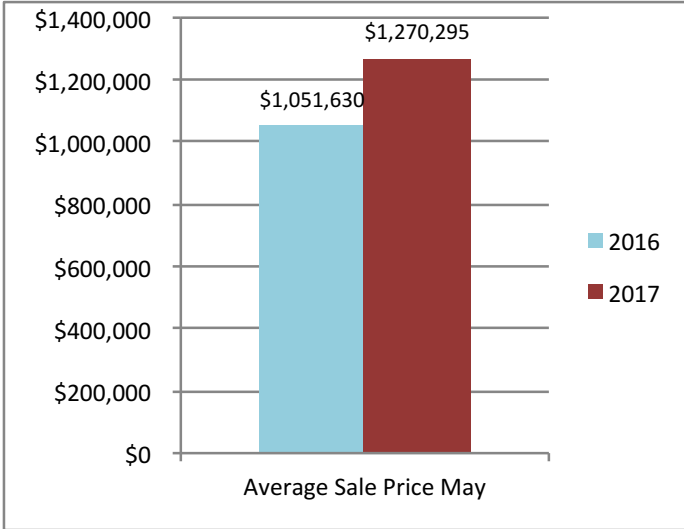
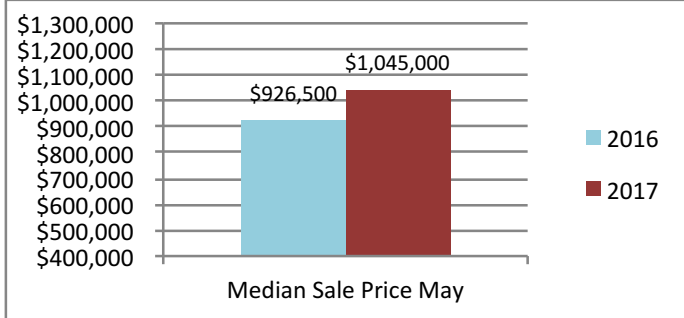
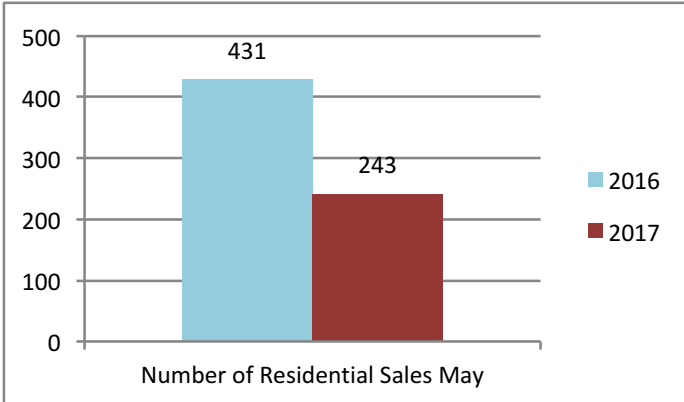
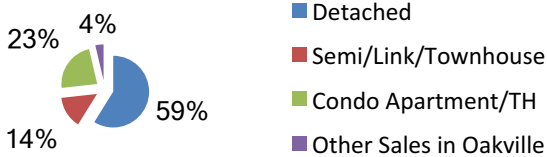
For Immediate Release
 The Oakville, Milton and District
 Real Estate Board (OMDREB)



**The Oakville, Milton
 and District Real Estate Board**

May 2017 Real Estate Market

Re-Cap: Oakville Market May 2017
 Average Sale Price: **\$1,270,295**
 Median Sale Price: **\$1,051,630**



Re-Cap Oakville Market in May 2017	
Average Sale Price	Median Sale Price
\$1,270,295	\$1,045,000
Residential Type	Units Sold by Type
Detached	143
Semi/Link/Townhouse	35
Condo Apartment/TH	56
Other Sales in Oakville	9
Total	243
Detached Sales in Oakville	
Price Range	% of Sales by Price
\$600,001 - \$800,000	1.40%
\$800,001 - \$1,000,000	20.98%
\$1,000,001 +	77.62%
Semi/Link/Townhouse Sales in Oakville	
Price Range	% of Sales by Price
\$400,001 - \$600,000	2.94%
\$600,001 - \$800,000	44.12%
\$800,001 - \$1,000,000	26.47%
\$1,000,001 +	26.47%
Condo Apartment/TH Sales in Oakville	
Price Range	% of Sales by Price
\$20,001-\$150,000	1.75%
\$200,001 - \$300,000	1.75%
\$300,001 - \$400,000	26.32%
\$400,001 - \$600,000	38.60%
\$600,001 - \$800,000	15.79%
\$800,001 - \$1,000,000	1.75%
\$1,000,001 +	14.04%
Other Sales in Oakville	
Price Range	% of Sales by Price
\$400,001 - \$600,000	33.33%
\$600,001 - \$800,000	11.11%
\$800,001 - \$1,000,000	33.33%
\$1,000,000+	22.23%

The median sale price is the midpoint of all sales.

Disclaimer: The information provided herein is deemed accurate but not guaranteed.

Source: The Oakville, Milton and District Real Estate Board