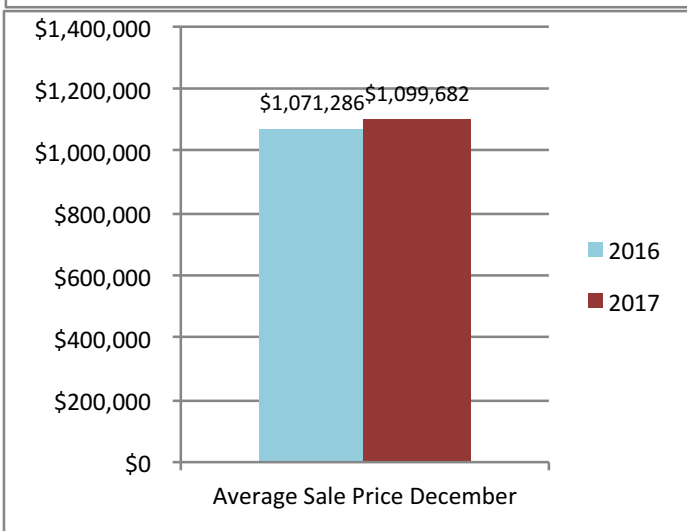
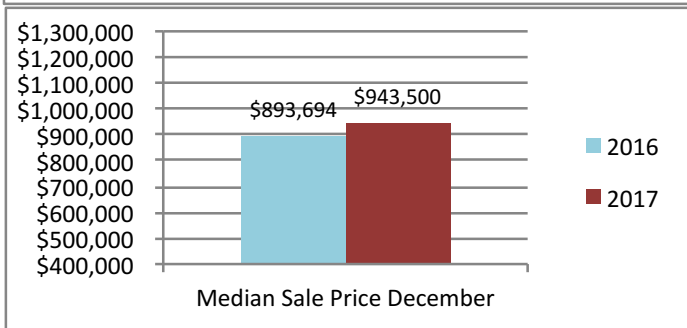
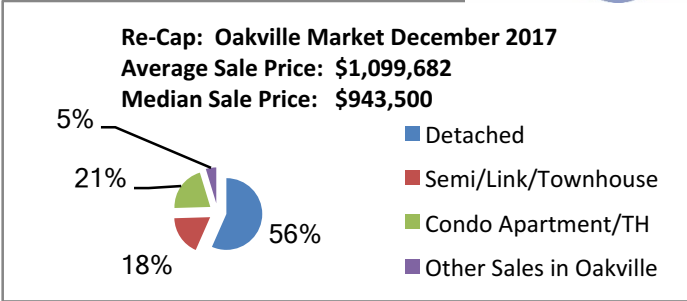


For Immediate Release
The Oakville, Milton and District
Real Estate Board (OMDREB)



The Oakville, Milton
and District Real Estate Board

December 2017 Real Estate Market



Re-Cap Oakville Market in December 2017	
Average Sale Price	Median Sale Price
\$1,099,682	\$943,500
Residential Type	Units Sold by Type
Detached	60
Semi/Link/Townhouse	19
Condo Apartment/TH	22
Other Sales in Oakville	5
Total	106
Detached Sales in Oakville	
Price Range	% of Sales by Price
\$600,001 - \$800,000	5.00%
\$800,001 - \$1,000,000	21.67%
\$1,000,001 +	73.33%
Semi/Link/Townhouse Sales in Oakville	
Price Range	% of Sales by Price
\$400,001 - \$600,000	15.79%
\$600,001 - \$800,000	52.63%
\$800,001 - \$1,000,000	26.32%
\$1,000,001 +	5.26%
Condo Apartment/TH Sales in Oakville	
Price Range	% of Sales by Price
\$300,001 - \$400,000	13.64%
\$400,001 - \$600,000	59.09%
\$600,001 - \$800,000	13.64%
\$800,001 - \$1,000,000	4.55%
\$1,000,001 +	9.09%
Other Sales in Oakville	
Price Range	% of Sales by Price
\$600,001 - \$800,000	40.00%
\$1,000,001 +	60.00%

The median sale price is the midpoint of all sales.

Disclaimer: The information provided herein is deemed accurate but not guaranteed.

Source: The Oakville, Milton and District Real Estate Board