

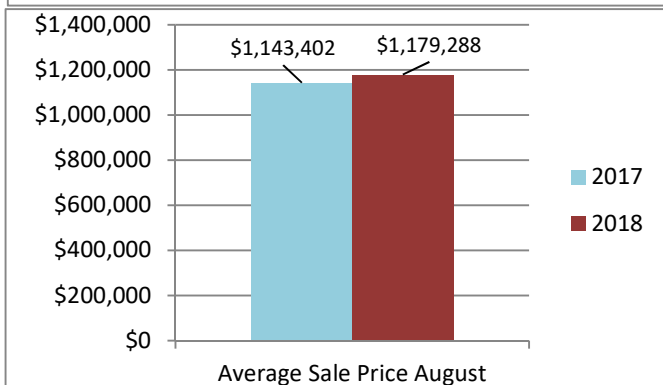
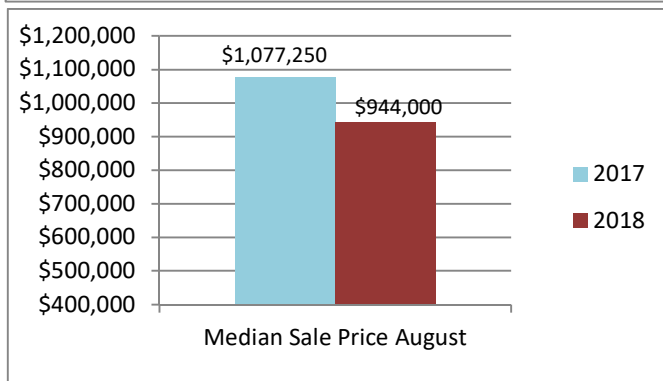
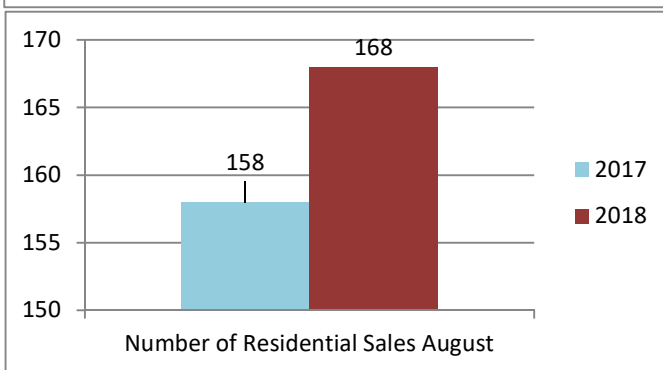
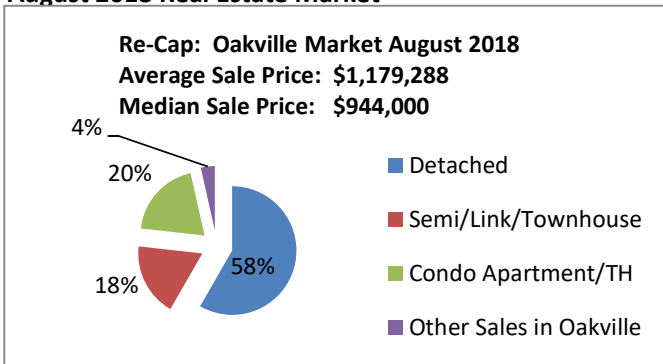
For Immediate Release

The Oakville, Milton and District
Real Estate Board (OMDREB)



The Oakville, Milton
and District Real Estate Board

August 2018 Real Estate Market



Re-Cap Oakville Market in August 2018	
Average Sale Price	Median Sale Price
\$1,179,288	\$944,000
Residential Type	Units Sold by Type
Detached	98
Semi/Link/Townhouse	31
Condo Apartment/TH	33
Other Sales in Oakville	6
Total	168
Detached Sales in Oakville	
Price Range	% of Sales by Price
\$600,001 - \$800,000	6.12%
\$800,001 - \$1,000,000	23.47%
\$1,000,001 +	70.41%
Semi/Link/Townhouse Sales in Oakville	
Price Range	% of Sales by Price
\$400,001 - \$600,000	12.90%
\$600,001 - \$800,000	64.52%
\$800,001 - \$1,000,000	16.13%
\$1,000,001 +	6.45%
Condo Apartment/TH Sales in Oakville	
Price Range	% of Sales by Price
\$20,001 - \$150,000	3.03%
\$300,001 - \$400,000	15.15%
\$400,001 - \$600,000	30.30%
\$600,001 - \$800,000	30.30%
\$800,001 - \$1,000,000	9.10%
\$1,000,001 +	12.12%
Other Sales in Oakville	
Price Range	% of Sales by Price
\$600,001 - \$800,000	50.00%
\$800,001 - \$1,000,000	33.33%
\$1,000,001 +	16.67%

The median sale price is the midpoint of all sales.

Disclaimer: The information provided herein is deemed accurate but not guaranteed.

Source: The Oakville, Milton and District Real Estate Board