

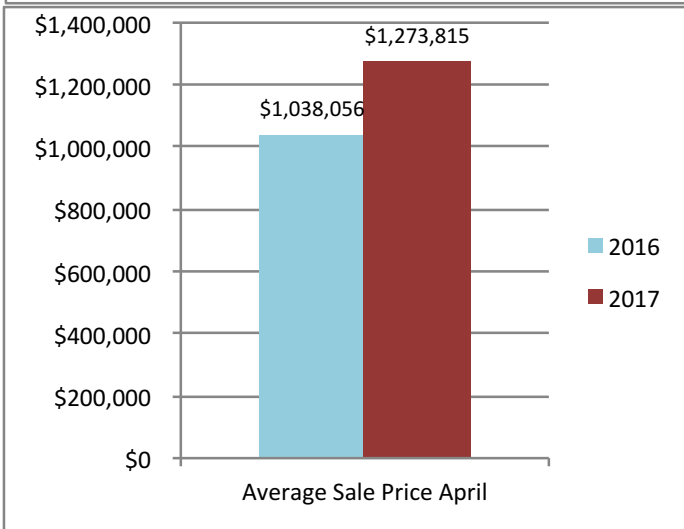
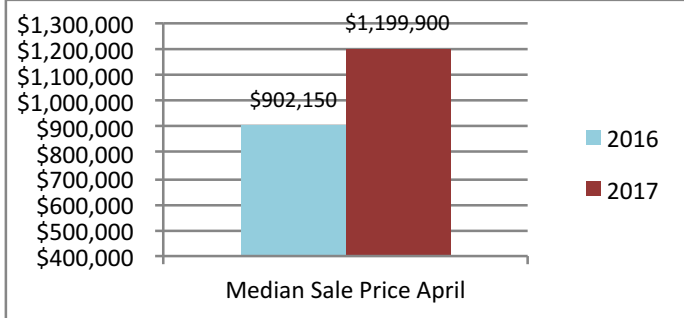
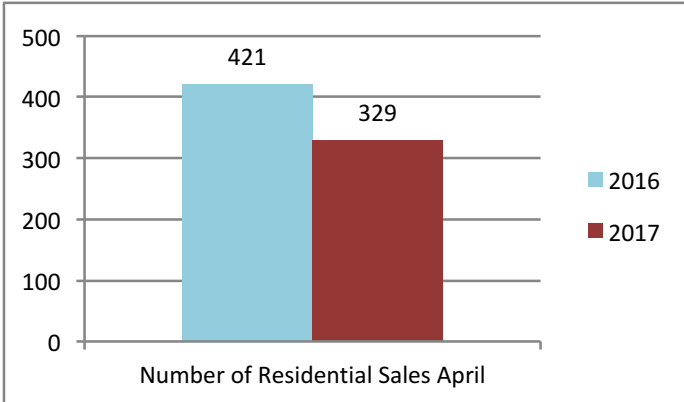
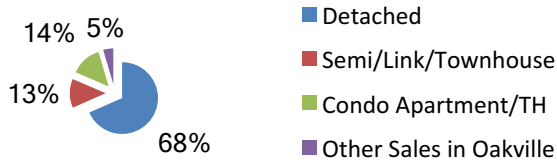
For Immediate Release
 The Oakville, Milton and District
 Real Estate Board (OMDREB)



**The Oakville, Milton
 and District Real Estate Board**

April 2017 Real Estate Market

Re-Cap: Oakville Market April 2017
 Average Sale Price: **\$1,273,815**
 Median Sale Price: **\$1,199,900**



| Re-Cap Oakville Market in April 2017 | |
|---------------------------------------|----------------------------|
| Average Sale Price | Median Sale Price |
| \$1,273,815 | \$1,199,900 |
| Residential Type | Units Sold by Type |
| Detached | 225 |
| Semi/Link/Townhouse | 43 |
| Condo Apartment/TH | 46 |
| Other Sales in Oakville | 15 |
| Total | 329 |
| Detached Sales in Oakville | |
| Price Range | % of Sales by Price |
| \$600,001 - \$800,000 | 3.11% |
| \$800,001 - \$1,000,000 | 9.33% |
| \$1,000,001 + | 87.56% |
| Semi/Link/Townhouse Sales in Oakville | |
| Price Range | % of Sales by Price |
| \$400,001 - \$600,000 | 2.33% |
| \$600,001 - \$800,000 | 37.21% |
| \$800,001 - \$1,000,000 | 39.53% |
| \$1,000,001 + | 20.93% |
| Condo Apartment/TH Sales in Oakville | |
| Price Range | % of Sales by Price |
| \$200,001 - \$300,000 | 10.87% |
| \$300,001 - \$400,000 | 19.57% |
| \$400,001 - \$600,000 | 28.26% |
| \$600,001 - \$800,000 | 21.74% |
| \$800,001 - \$1,000,000 | 8.70% |
| \$1,000,001 + | 10.86% |
| Other Sales in Oakville | |
| Price Range | % of Sales by Price |
| \$600,001 - \$800,000 | 46.67% |
| \$800,001 - \$1,000,000 | 46.67% |
| \$1,000,000+ | 6.66% |

The median sale price is the midpoint of all sales.

Disclaimer: The information provided herein is deemed accurate but not guaranteed.

Source: The Oakville, Milton and District Real Estate Board